



Late Laxmibai Deshmukh Shikshan Prasarak Mandal's

Late Laxmibai Deshmukh Mahila Mahavidyalaya

Parli-Vajnath-431515, Dist. Beed

Arts, Commerce & Science

NAAC ACCREDITED, STATUS 'B'

Prin. Dr. V.V. Deshpande

Mob. 9921156146

Outword No.

LDMM/2023-24/Feedback

Date : 18/05/2024²⁰

To,
The Registrar Dr. Babasaheb Ambedkar
Marathwada University,
Chhatrapati Sambhajinagar

Sub: Submission of Students feedback to the university.

Respected Sir,

Herewith we are submitting the feedback of students taken in the academic year 2023-24 on the Teaching Learning and Evaluation and on the syllabus of the university.

We request you to accept it and oblige.

Regards,




PRINCIPAL
Late Laxmibai Deshmukh
Mahila Mahavidyalaya
Parli-Vajnath Dist. Beed



Late. Laxmibai Deshmukh Shikshan Prasarak Mandal's

LATE. LAXMIBAI DESHMUKH MAHILA MAHAVIDYALAYA

Arts, Commerce & Science

Student Satisfaction Survey 2023-24

INTERNAL QUALITY ASSURANCE CELL

1.4 Feedback System

1.4.1 Institution obtains feedback on the academic performance and ambience of the institution from various stakeholders, such as Students, Teachers, Employers, Alumni etc. and action taken report on the feedback is made available on institutional website.

INTRODUCTION: Late Laxmibai Deshmukh Mahila Mahavidyalaya is situated in Parli Vaijnath. It is affiliated with Dr. Babasaheb Ambedkar Marathwada University, Aurangabad. The colleges offer various courses like B.A., B.Sc. B.Com., at Under Graduation level and presently, over 600 students are studying in college.

The Internal Quality Assurance Cell (IQAC) of the College has continuously been working on quality improvement and the betterment of student learning experiences. In order to analyze the lag areas of the college and scope for further improvement, feedback from various stakeholders have been received. This report focuses on the feedback of students on Syllabus and Teachers.

DATA COLLECTION AND ANALYSIS: A concerted attempt was made to obtain input from every college student. Students were provided a Google Form with this goal in mind. Useful statistical tools like percentage, etc., have been employed to get thorough results. Several sorts of graphs have been used to convey the facts effectively. The main goals of higher education are knowledge creation and dissemination for global development via student preparation and innovation. As a result, universities are realizing more and more how important it is to satisfy the requirements and expectations of their students. Therefore, the main goals of higher education institutions are the

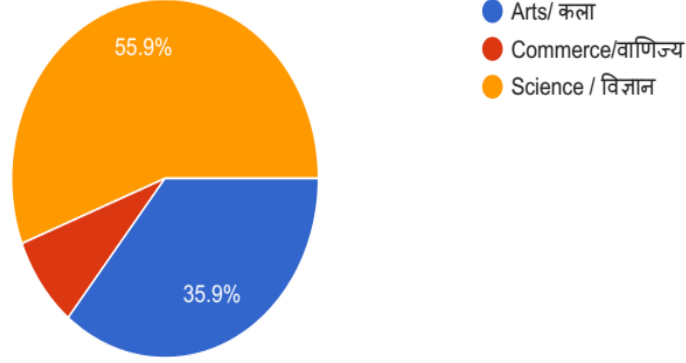
effective completion and improvement of students' education. This encouraging advancement in higher education. This encouraging trend in higher education highlights how crucial it is for academic institutions to comprehend student satisfaction in a cutthroat setting.

In order to get student feedback on the campus atmosphere, programs, and services, our institution has conducted surveys on student satisfaction. We have created student survey forms with specific questions by taking into account the elements listed in the tables below. Results: It looks that this poll is genuinely trying to get input on how to make the student experience at the school more beneficial. The survey's results are displayed in the pie chart below. According to the results analysis, the majority of students have a very positive opinion of the amenities offered by the institution. We also noticed several remarks that will aid us in some areas of self-improvement.

STUDENT FEEDBACK: According to the feedback poll, 49% of students expressed high satisfaction with the college's educational environment, 45% expressed strong satisfaction, 3.6% expressed neutrality, and 0.8% expressed severe dissatisfaction. The majority of pupils are at ease in the college. Of the students, 57.1% strongly agree with the college's current infrastructure, 20.5% slightly agree, and the remainder students disagree. The majority of teachers use ICT-enabled instruction. Pupils are quite happy with the work that the teacher has done. According to the internal assessment, 24% of students are extremely satisfied, 34.2% are fairly satisfied, and 24% are neutral. Students overwhelmingly agree with student support programs, according to this survey. Approximately 68% of students believe that they are informed on program outcomes, including those relevant to their program. The teacher identifies the students' areas of weakness and has a discussion about how to help them. Student recommendations for infrastructure, including the need for modern restrooms.

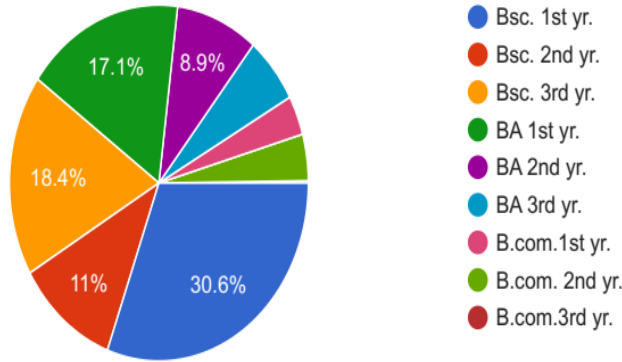
Under Which Faculty are you currently pursuing? / १) तुम्ही सध्या कोणत्या शाखाच्या अभ्यास करत आहात?

474 responses



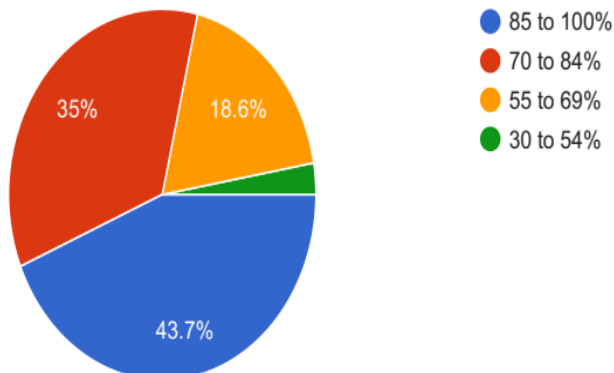
2) Select Your Ongoing Course / २) तुमचा चालू अभ्यासक्रम निवडा

474 responses



3) How much of the syllabus was covered in the class? / 3) वर्गात किती पूर्ण करण्यात आला?

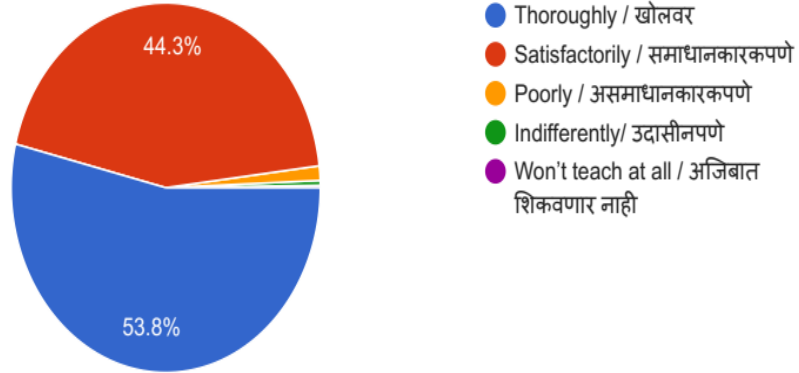
474 responses



4) How well did the teachers prepare for the classes? / ४) शिक्षकांची वर्गासाठी तयारी कशी होती?

[Copy](#)

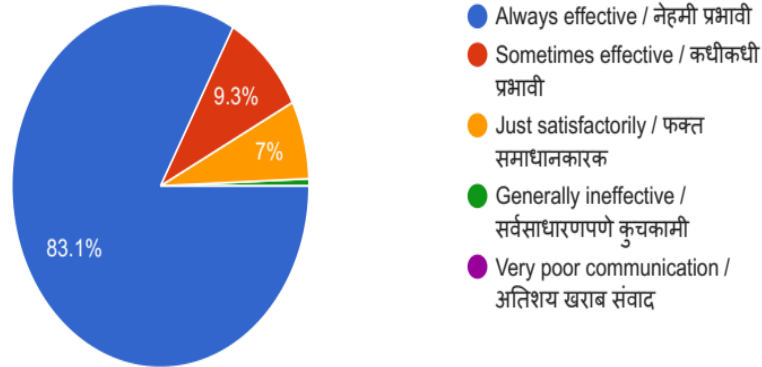
474 responses



5) How well were the teachers able to communicate? / ५) शिक्षक किती चांगले संवाद साधू शकले?

[Copy](#)

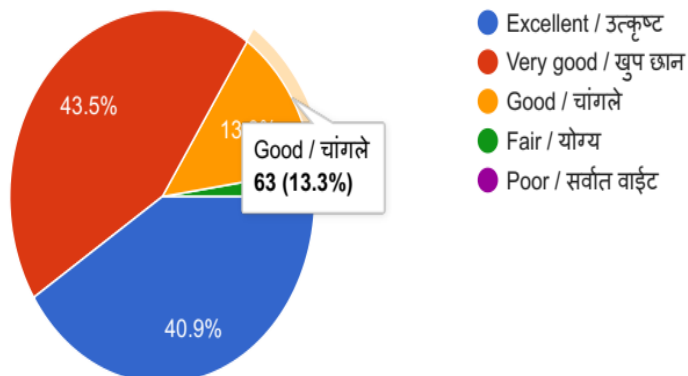
474 responses



6) The teacher's approach to teaching can best be described as / 6) शिक्षकांच्या शिकवण्याच्या दृष्टिकोनाचे वर्णन उत्तम प्रकारे करता येईल

[Copy](#)

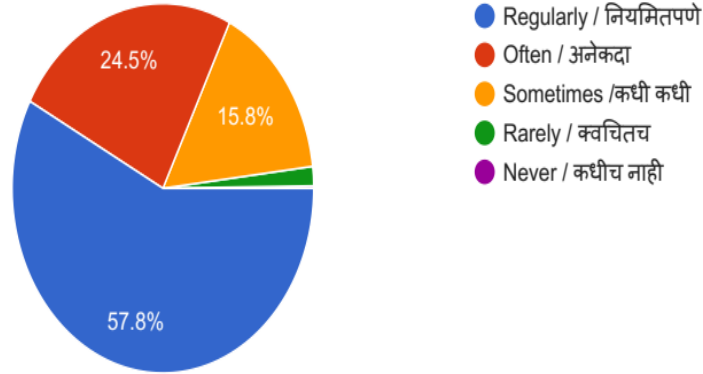
474 responses



7) The institute takes active interest in promoting internship, student exchange, field visit opportunities for students / 7) संस्था इंटर्नशिप, विद्यार्थी देवाणघेवाण, विद्यार्थ्यांसाठी क्षेत्र भेटीच्या संधींना प्रोत्साहन देण्यासाठी सक्रिय रस घेते

[Copy](#)

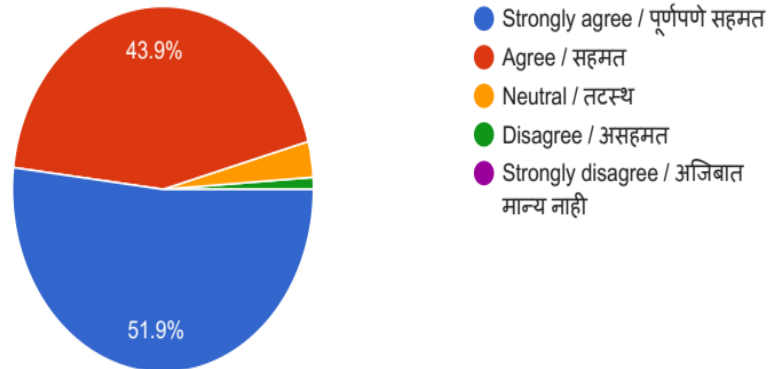
474 responses



8) The institution provides multiple opportunities to learn and grow / 8) संस्था शिकण्याच्या आणि वाढण्याच्या अनेक संधी प्रदान करते

[Copy](#)

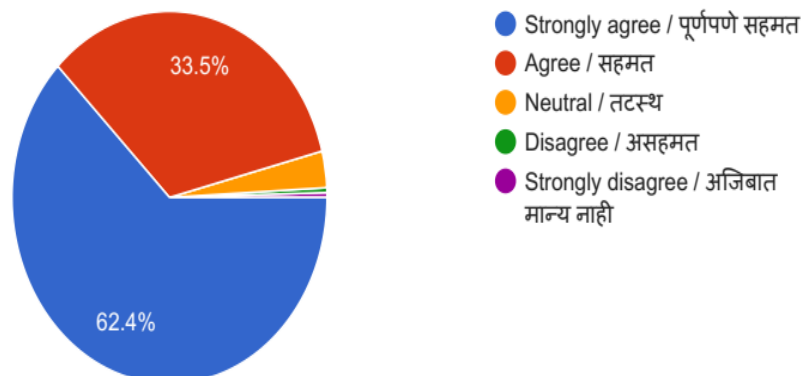
474 responses



9) Teachers encourage you to participate in extracurricular activities./ 9) शिक्षक तुम्हाला अभ्यासेतर उपक्रमांमध्ये सहभागी होण्यासाठी प्रोत्साहित करतात.

[Copy](#)

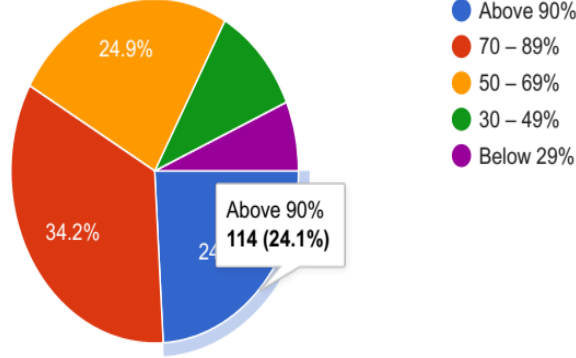
474 responses



10) What percentage of teachers use ICT tools such as LCD projector, Multimedia, etc. while teaching / 10) शिकवताना किती टक्के शिक्षक आयसीटी साधनांचा वापर करतात जसे की एलसीडी प्रोजेक्टर, मल्टीमीडिया इ.

[Copy](#)

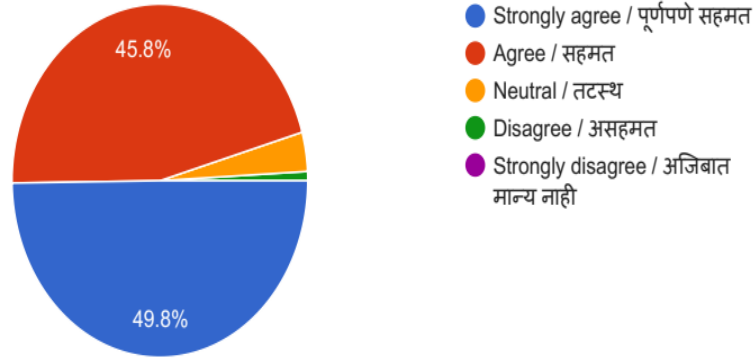
474 responses



11) The overall quality of teaching-learning process in your institute is very good. / 11) तुमच्या संस्थेतील अध्यापन-अध्ययन प्रक्रियेची एकूण गुणवत्ता खूप चांगली आहे.

[Copy](#)

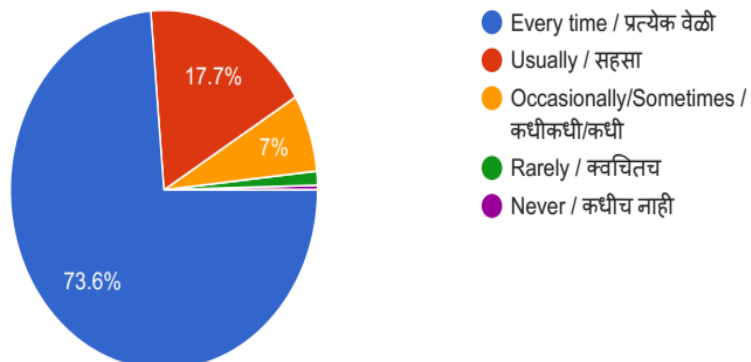
474 responses




12) Teachers are able to identify your weaknesses and help you to overcome them / 12) शिक्षक तुमच्या कमकुवतपणा ओळखण्यास सक्षम आहेत आणि त्यांवर मात करण्यास मदत करतात

[Copy](#)

474 responses




PRINCIPAL
Late Laxmibai Deshmukh
Mahila Mahavidyalaya
Parli-Vajinath Dist. Beed